



Salva Panic Exit Devices

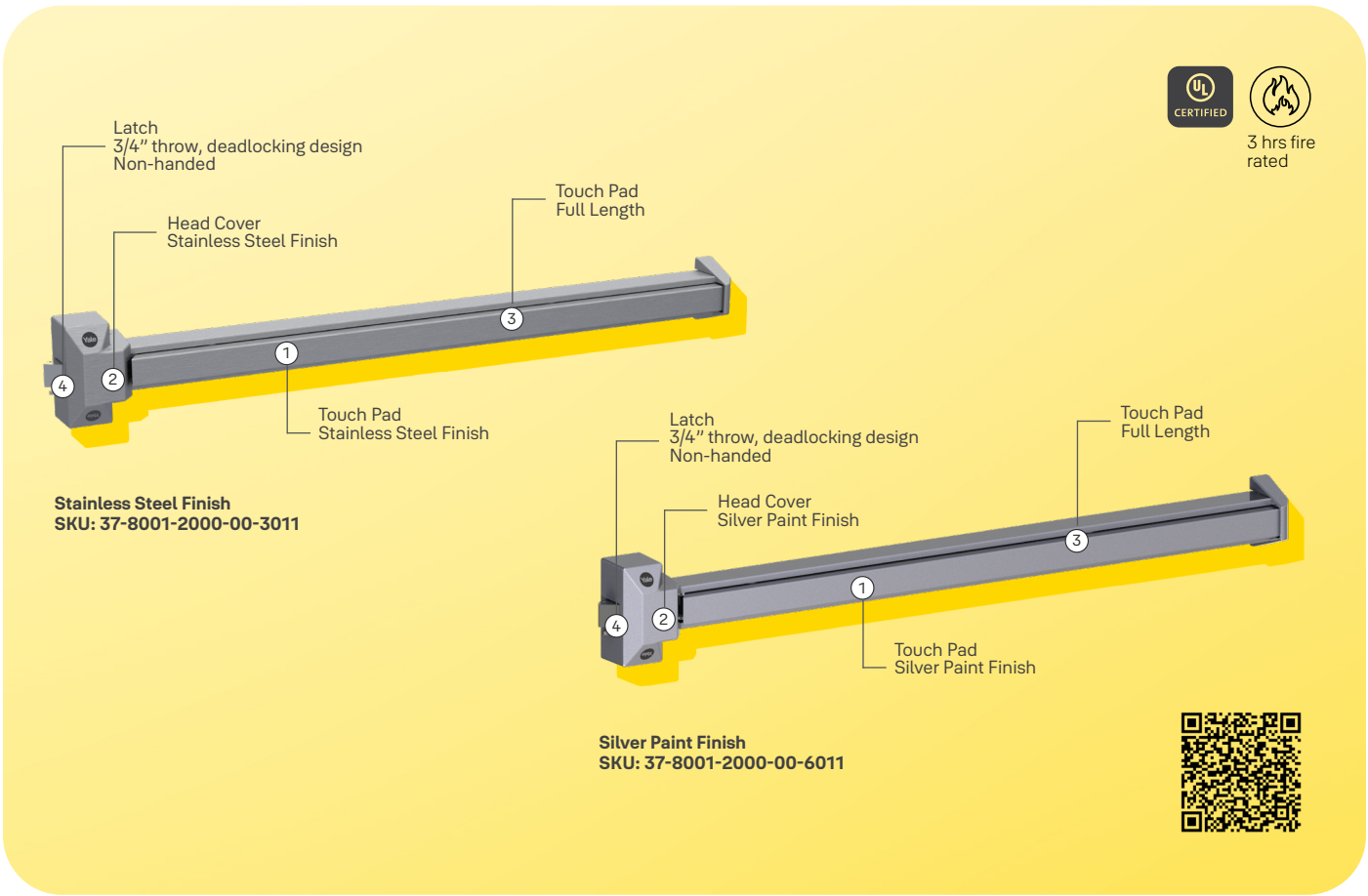
The perfect combination of safety and security, Yale Salva panic exit devices are UL certified with up to 3 hrs fire rating. Ensuring safe, unhindered passage in an emergency situation, Salva PED are easy to install and available in two color and material options to match your requirements.



Trusted every day

Salva-R Series

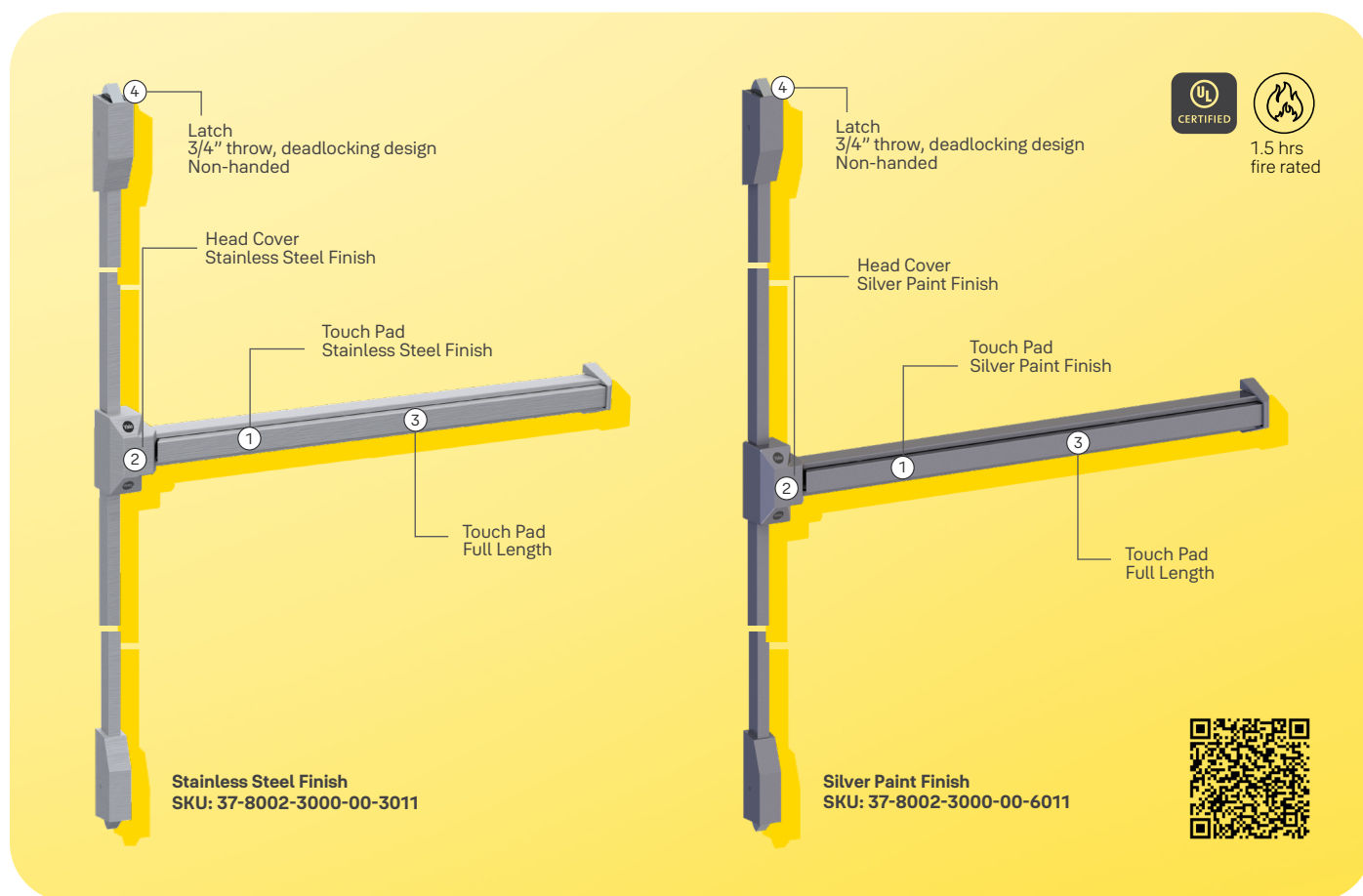
Single Point Panic Exit Device



Salva-R Series Single Point Panic Exit Device	
Latch Bolt	3/4" throw, deadlocking design
Strike	For 5/8" stop
Projection	Pushbar Neutral: 2-3/16"(55mm), Pushbar Depressed: 1-7/8"(47mm)
Reversible	Non-handed, reversible for all functions and trims
For Door	1-3/4" thick of wood or metal door
Door Width	3" standard for door width of 2"-6" to 3" 4" standard for door width of 3" to 4"
Stile	4-1/4" minimum
Mounting Height	40-5/16" from CL to finished floor recommended
Mounting Fasteners	Furnished standard with sheet metal & machine screws or SNB as option
Cylinder	For trim, knob, lever & thumb-piece type
Dogging	1/4 turn, hex key dogging on non-fire labeled device
UL Listed	For "Panic Hardware" and "UL". Labeled (3 hours) fire exit hardware
Operation	Inside by slight pressure on any point of the push bar all time

Salva-V Series

Double Point Panic Exit Device



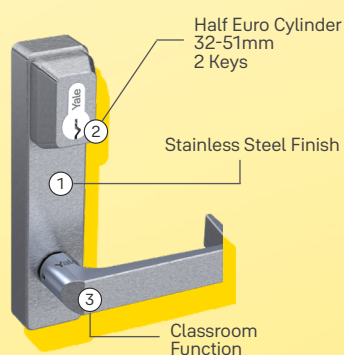
Salva-V Series Double Point Panic Exit Device	
Latch Bolt	3/4" throw, stainless steel
Dead Latch Bolt	5/8", steel
Strike	For 5/8" stop. Plus shim for 1/2" stop
Projection	2-1/2" maximum, 1-7/8" pressed
Reversible	Non-handed, reversible for all functions and trims
For Door	1-3/4" thick of wood or metal door. Specify thickness if other than 1-3/4"
Backset	2-3/4" standard
Door Width	3" standard for door width of 2"-6" to 3"-0" 4" standard for door width of 3"-0" to 4"-0"
Stile	4-1/4" minimum
Top & Bottom Rod Length for 7" door	Top rod 45-1/4", bottom rod 34"
Mounting Height	40-5/16" from CL to finished floor recommended
Mounting	Furnished standard with sheet metal & machine screws or SNB as option
Cylinder	For trim, knob, lever & thumb-piece type "Schlage C" key way
Dogging	1/4 turn, hex key dogging on non-fire labeled device
UL Listed	For "Panic Hardware" and "UL". Labeled (1.5 hours) fire exit hardware
Operation	Inside by slight pressure on any point of the push bar all time



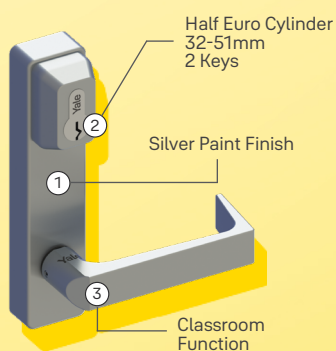
Salva Trims

Salva-T-EPC Euro Lever Trim

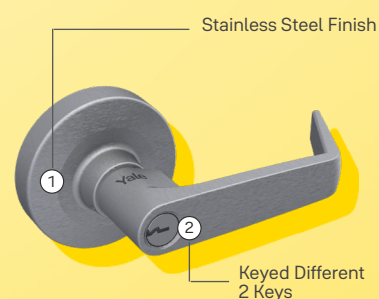
Salva-T-ANSI ANSI Trim



Stainless Steel Finish
SKU: 37-8000-4000-01-3011



Silver Paint Finish
SKU: 37-8000-4000-01-6011



Stainless Steel Finish
SKU: 37-8000-4000-02-6011



**Salva-T-EPC
Euro Lever
Trim**



**Salva-T-ANSI
ANSI Trim**

Salva-T-EPC Euro Lever Trim

Features	Function - Classroom Locks and unlocks with a key & can remain unlocked Suitable for door thickness of 32-51mm Keyed different – 2 Keys
Finish	Stainless Steel (US26D) Silver Paint

Salva-T-ANSI ANSI Trim

Features	Keyed different – 2 Keys
Finish* *Trim is not available in Silver Paint finish. Only available in Stainless Steel (US26D) finish.	Stainless Steel (US26D)

Trusted every day



yalehomeme



Yale Home Middle East

www.yale.ae

+971 4 880 4888

yaleme@assaabloy.com

PO Box: 37765, Jebel Ali Industrial Area 1, Dubai, UAE

Part of ASSA ABLOY