

The Yale logo is a yellow circle with the word "Yale" in black, bold, sans-serif font inside it.

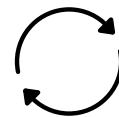
Vertex™

Travel Restrictors


The Yale Vertex™ range has notably been designed to complement and maintain the traditional aesthetics seen on sash windows, a framework that is most commonly found in British period-style homes



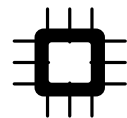
- Designed to be functional and simple to operate
- Offers optimum safety providing peace of mind
- Manufactured from high quality materials
- Key supplied with every restrictor
- Suitable for uPVC, Timber and Aluminium Windows
- Meets the requirements of BS EN 1670 2007
- Included in Yale lifetime security guarantee
- Available in a range of colours



Cycle Tested to BS 6375:
Part 2 (20,000 cycles)



BS EN 1670: Grade 4
240 Hours NSST



Cross Hatch Adhesion
Tested

**10
YEAR**
SURFACE FINISH
GUARANTEE

**10
YEAR**
MANUFACTURERS
GUARANTEE

Trusted every day



Product	Profile Sytem	Part code
Travel Restrictor - Chrome	All window systems	YVSTR01-CH
Travel Restrictor - Champagne Gold	All window systems	YVSTLR01-GB
Travel Restrictor - Silver	All window systems	YVSTLR01-SL
Travel Restrictor - White	All window systems	YVSTLR01-WH
Travel Restrictor - Black	All window systems	YVSTLR01-SB
Travel Restrictor - Anthracite Grey	All window systems	YVSTLR01-AG
Travel Restrictor - Brushed Stainless Finish	All window systems	YVSTLR01-BSF
Travel Restrictor - Satin Chrome	All window systems	YVSTLR01-SC
Travel Restrictor - Bronze	All window systems	YVSTLR01-BRZ
Travel Restrictor - Gold	All window systems	YVSTLR01-GO

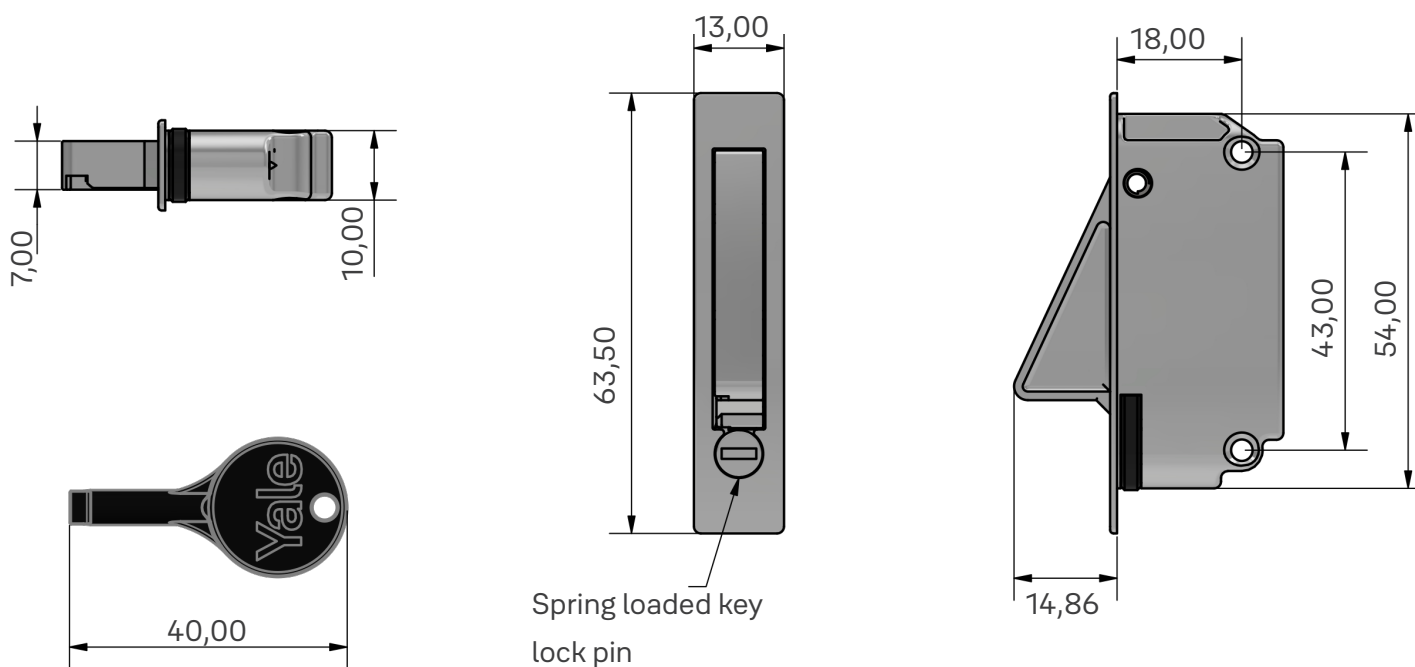
Maintenance

Yale recommends this product is surface cleaned with a damp cloth only and is kept free from any building materials and debris which could affect the mechanism.




The Vertex Travel Restrictor enables the user to restrict the travel of both window sashes typically to a maximum of 100mm

Key operated enabling a spring loaded tongue to open out and be easily returned and retained ensuring that the restrictor cannot be easily by passed by anyone other than the key holder



Operation

Using the key provided rotate the locking pin anti-clockwise to release the restrictor tongue. Remove the key and the restrictor tongue will lock in the restricted operation mode. To enable full movement of the window rotate the key lock anti-clockwise, again using the key, push the restrictor tongue fully into the restrictor body and release the key.

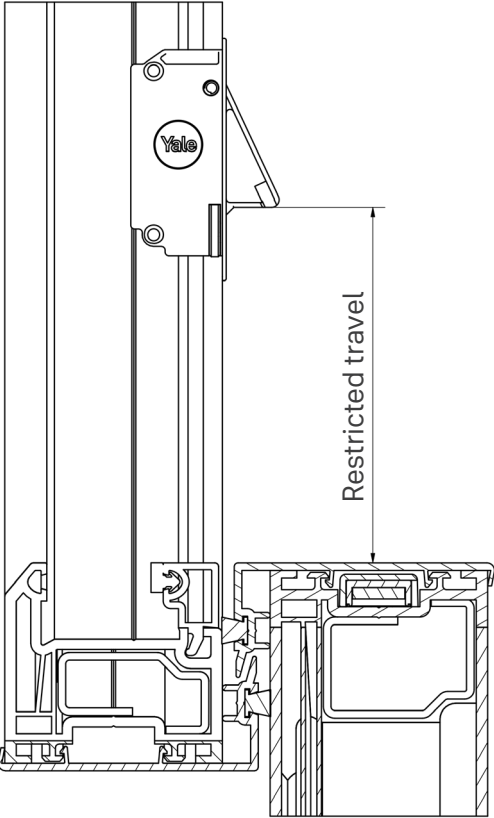
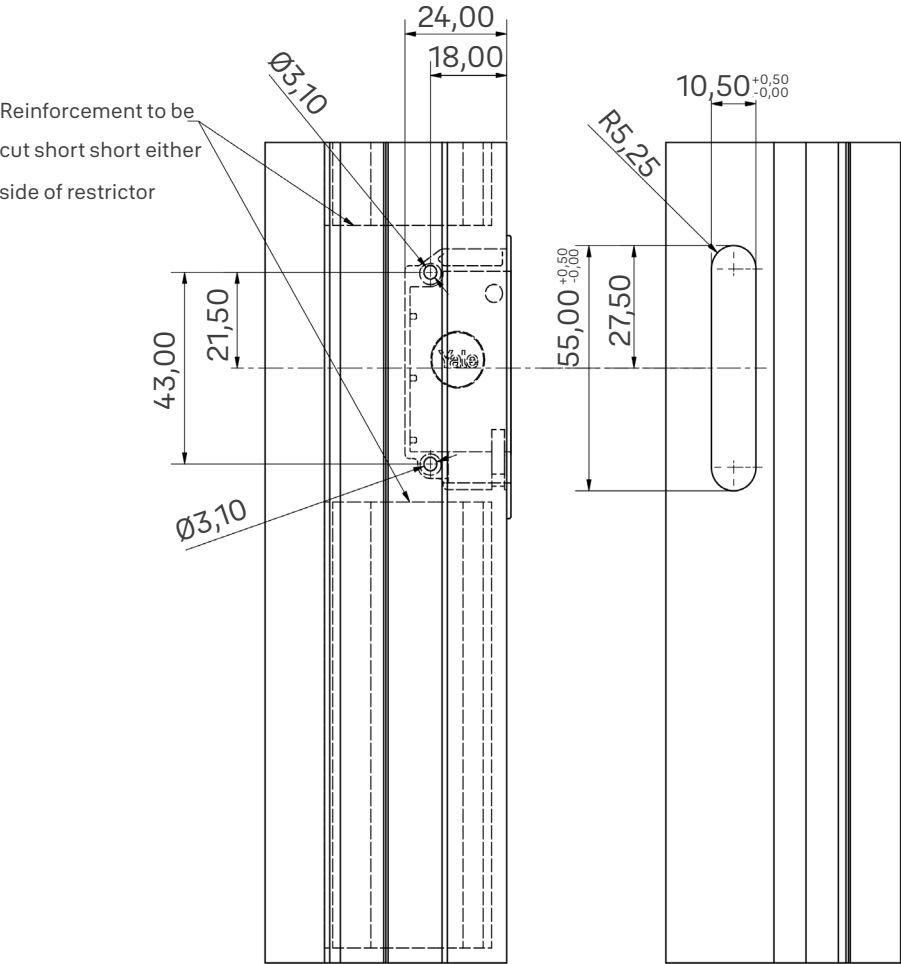


The Vertex Travel Restrictor is inserted into the pre-machined slot in the upper sash slide rails.

It is then retained via two M3 grub screws (not included) to ensure a secure location in the frame.

Please ensure the screw length used engages fully into the restrictor body and does not inhibit the sash from sliding or tilting correctly.

Note: On slimline sash profiles the bead clip may need notching to provide clearance for the restrictor body



It is strongly recommended that two restrictors are fitted to windows of any size. One restrictor on each side of the sash provides the best possible travel restriction.

Colour Variants

Chrome	Anthracite Grey
Champagne gold	Brushed Stainless Finish
Silver	Bronze
White	Satin Chrome
Satin Black	Gold

Packaging

Boxed in 100's
1 key provided
per Travel Restrictor

Material Specification

Die-cast Zinc
Reinforced Nylon
High performance Spring Steel