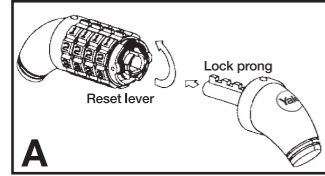


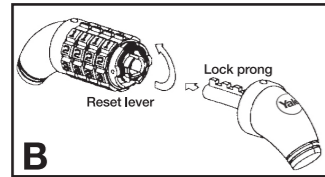
Yale® Yale Bicycle Lock User Manual

YCCL1/8/60/1 & YCCL1/8/120/1

How to reset combination code?



1. Open the lock using the factory set combination of "5555".
2. Flip the reset lever to the up position (see diagram A) to reset your combination.



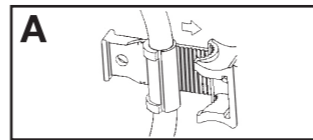
3. Reset the combination making sure the numbers are lined up with the marks on the case.
4. Flip the reset lever to the down position (see diagram B) to complete the setting of the combination, making sure you do not move the number dials.
5. Test the new combination by fully inserting the lock prong into the cylinder hole and read the number.

An ASSA ABLOY Group brand

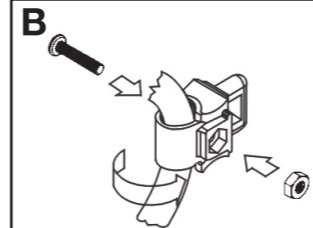
ASSA ABLOY

front

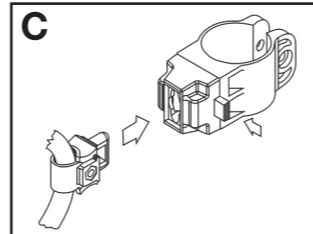
How to use the bracket?



6. When using the 8mm cable, first install a shell-tube around it as shown in fig. A.



7. Assemble the buckle around the cable and then fasten them with bolt as shown in fig. B.



8. To release, just press the button of the buckle as shown in fig. C.

An ASSA ABLOY Group brand

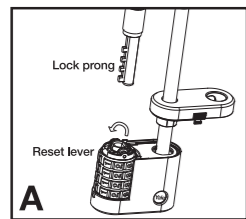
ASSA ABLOY

back

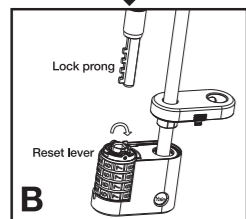
Yale® Yale Bicycle Lock User Manual

YCCL2/10/80/1 & YCCL2/10/160/1

How to reset combination code?



1. Open the lock using the factory set combination of "5555".
2. Flip the reset lever to the up position (see diagram A) to reset your combination.
3. Reset the combination making sure the numbers are lined up with the marks on the case.



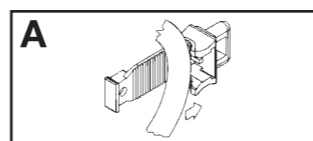
4. Flip the reset lever to the down position (see diagram B) to complete the setting of the combination, making sure you do not move the number dials.
5. Test the new combination by fully inserting the lock prong into the cylinder hole and read the number.

An ASSA ABLOY Group brand

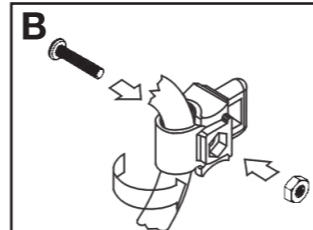
ASSA ABLOY

front

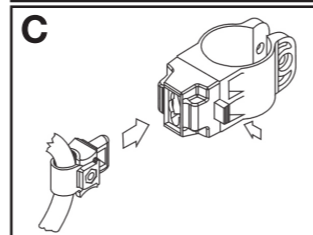
How to use the bracket?



6. When using the 10mm cable, assemble it directly with the buckle as shown in fig.A.



7. Assemble the buckle around the cable and then fasten them with bolt as shown in fig. B.



8. To release, just press the button of the buckle as shown in fig. C.

An ASSA ABLOY Group brand

ASSA ABLOY

back