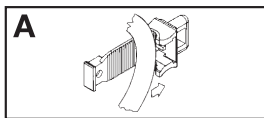


YCL1/10/80/1 & YCL1/10/160/1

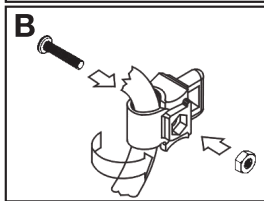
Yale Bicycle Lock User Manual

YCL1/10/80/1 & YCL1/10/160/1

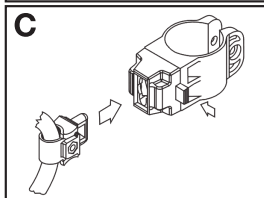
How to use the bracket?



1. When using the 10mm cable, assemble it directly with the buckle as shown in fig.A.



2. Assemble the buckle around the cable and then fasten them with bolt as shown in fig. B.



3. To release, just press the button of the buckle as shown in fig. C.

An ASSA ABLOY Group brand

ASSA ABLOY